

4A KIDS Autumn 2020 – this is the first ever 4A KIDS kit!



chunyinrainbowchan.com/

Chun Yin Rainbow Chan is a vocalist, producer and multi-disciplinary artist, who makes songs, performances, artworks and research projects.

For 4A KIDS, Rainbow investigates a special word - and makes character shapes in clay!



idalawrenceprojects.wordpress.com/

Ida Lawrence is a visual artist who weaves stories through her art and education projects.

For 4A KIDS, Ida guides us through making an 'almost' batik artwork and remembers a great holiday!



marikitsantiago.com/

Marikit Santiago is an artist who lives in Western Sydney, where she makes artworks that investigate culture and her own Filipino background and Australian nationality.

For 4A KIDS, Marikit makes an appropriation artwork with us - perfect for this time of isolation!

Abdul-Rahman Abdullah is an artist who lives in Western Australia and makes artworks that feature animals and memories, often carved out of wood.

For 4A KIDS, Abdul-Rahman shares info about some of the many animals he likes - and you can colour his artworks in!

abdulrahmanabdullah.com/



4A KIDS is a 4A Centre for Contemporary Asian Art project connecting kids with contemporary Asian and Asian Australian contemporary art, culture and ideas. All activities are commissioned from artists and each 4A KIDS kit has activities for kids ranging from 5-17 (and beyond!) Want more? Visit 4a.com.au



Isolation Appropriation! with Marikit Santiago

Using my work *Tagsibol/Tagsabong* which appropriates Sandro Botticelli's *Primavera* as an example, let's learn to make an appropriation of an existing artwork and create your own work that tells a personal story, or considers new themes.



STEP 1

What is your favourite artwork and why? What visual language does it use to tell its story? Why is it your favourite? Is it the colours, the technique, the imagery or the symbolism?

Write down your favourite artwork here:



This is Sandro Botticelli's *Primavera*.

This is my artwork *Tagsibol/Tagsabong*.



Isolation Appropriation!

with Marikit Santiago


STEP 2

With your favourite artwork as a reference, how can you make your own artwork that tells your personal story or explores new ideas?

Consider how you can replace or appropriate the visual cues in the artwork to make your own appropriated artwork.


What elements do you want to keep?
Which elements would you change?

You might use images that look similar to the original work
(like the basketballers in my artwork and the Three Graces in *Primavera*).



Write down what you want to keep here:





Isolation Appropriation!

with Marikit Santiago

Perhaps you might like the symbolism of the original work and could draw similarities with another symbol for your artwork....



I liked Cupid in *Primavera*.



So I painted myself as a baby in *Tagsibol/Tagsabong*.

How can you use the original symbolism to challenge its ideas or say something new?




Like the role of my mother in *Tagsibol/Tagsabong* as a migrant, woman of colour, that challenges the role of Venus, as the fair-skinned, Western ideal of femininity in *Primavera*.



Isolation Appropriation!

with Marikit Santiago



STEP 3

What visual language can you add to your artwork that enhances the ideas that you're exploring?

What else can you add to give it more depth?



In *Tagsibol/Tagsabong*, my use of camo print is symbolic of masculine machismo, in contrast to the feminine floral linework.

STEP 4

Once you've finished the work, consider its title.


Will you refer to the original artwork in the title or give it a new name entirely?

Write your name, the name of your artwork, the date you made it and what it is made from on a piece of paper to display with your work

Tagsibol is the Tagalog word for spring...

and *Primavera* means spring in Italian

Thanks for learning with me + 4A KIDS!
Marikit Santiago



Thanks for having fun with 4A KIDS - see you next time!
4a.com.au